



**Elegant Pro 19inch Free Standing Rack Cabinet  
H:42U W:600 x D:800**

- Removable and lockable side panels
- Raised top cover
- Optional fan-unit into the roof or 19inch rack mount type fan unit
- Flat-packed construction
- Vertical mounting rails are adjustable throughout the entire depth of the cabinet.
- High load carrying capacity ( *standard 800kg & Modified structure 1500kg* )
- With 1.5mm thickness silk-screen mounting rails.
- Tempered safety glass front door, t:4mm
- Sheet steel rear door
- Rear cable entry panels with brush
- *Perforated front and rear doors are available upon the request*

**List Code :** ELGP 42U 6080 CC 111

**Technical Data**

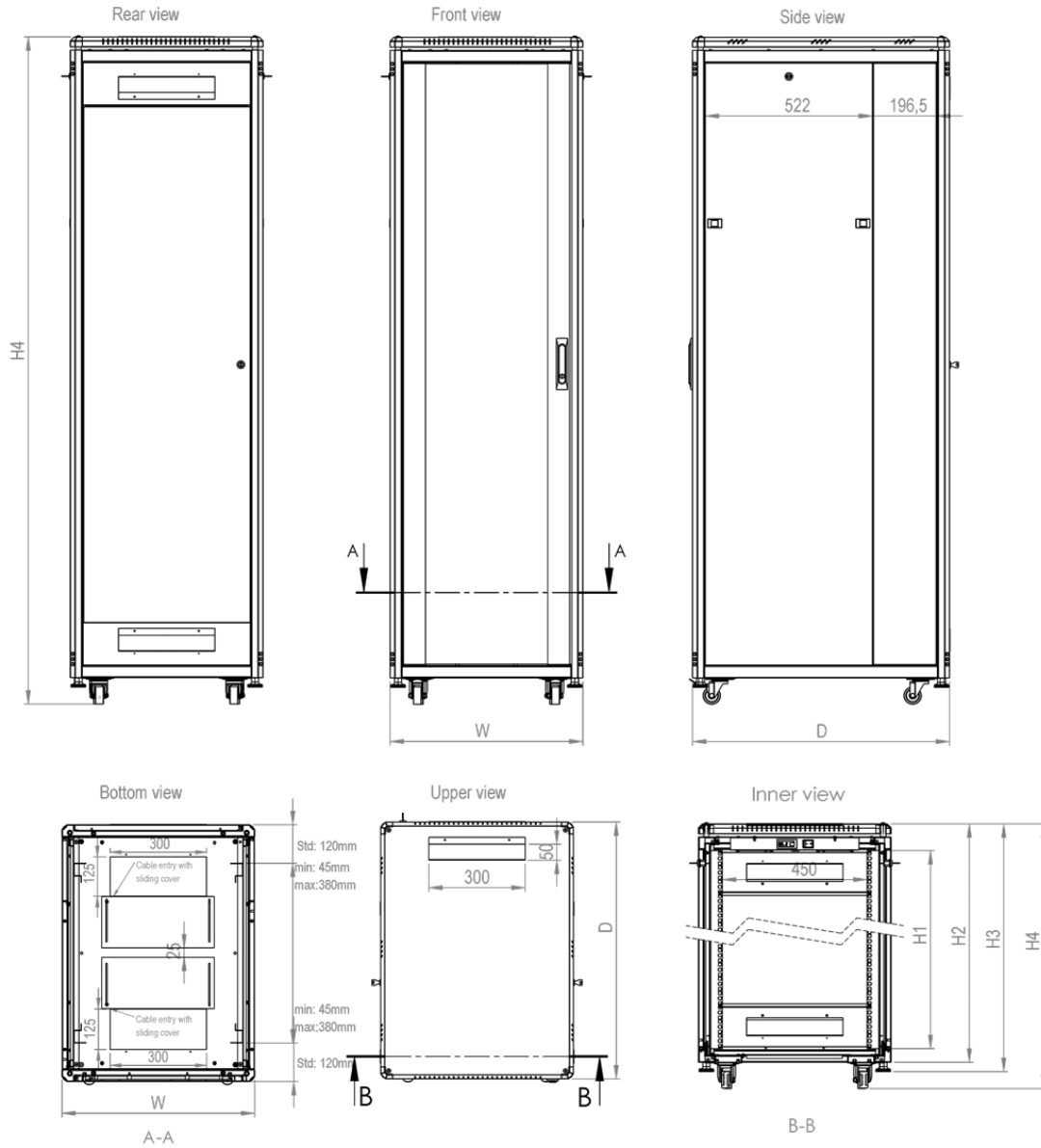
Dimensions HxWxD in mm	H:1996mm W:600mm D:800mm (Check 2nd page for different height options)
Height in U	42U
Color	RAL 9005 Black color = <b>ELGP 42U 6080 BL 111</b> or RAL 7035 L.gray color = <b>ELGP 42U 6080 LG 111</b>
Grounding continuity Standards	In accordance with the standard EN 61587-1: 2012 / EN 61010-1 / IEC 60917- IEC 60297 ISO9001-2015 TS EN 61587-1 :2012, 5.2.1 and 5.2.2 CE According the IEC/ISO 17050 – EN 62208:2011 & EN 60335-1

**Mechanical Characteristics**

Material	Sheet Steel, DIN EN 10130-99 / DC-01 6112 / DC-7122
Inside height in mm	1870,10
Outside height in mm	1996
Load Carrying Capacity	800kg / 1763lbs ( <i>Modified structure up to 1500kg / 3306.93lbs</i> )
IP rating	IP20

We are responding the needs of users with choice of 10 different height dimensions.

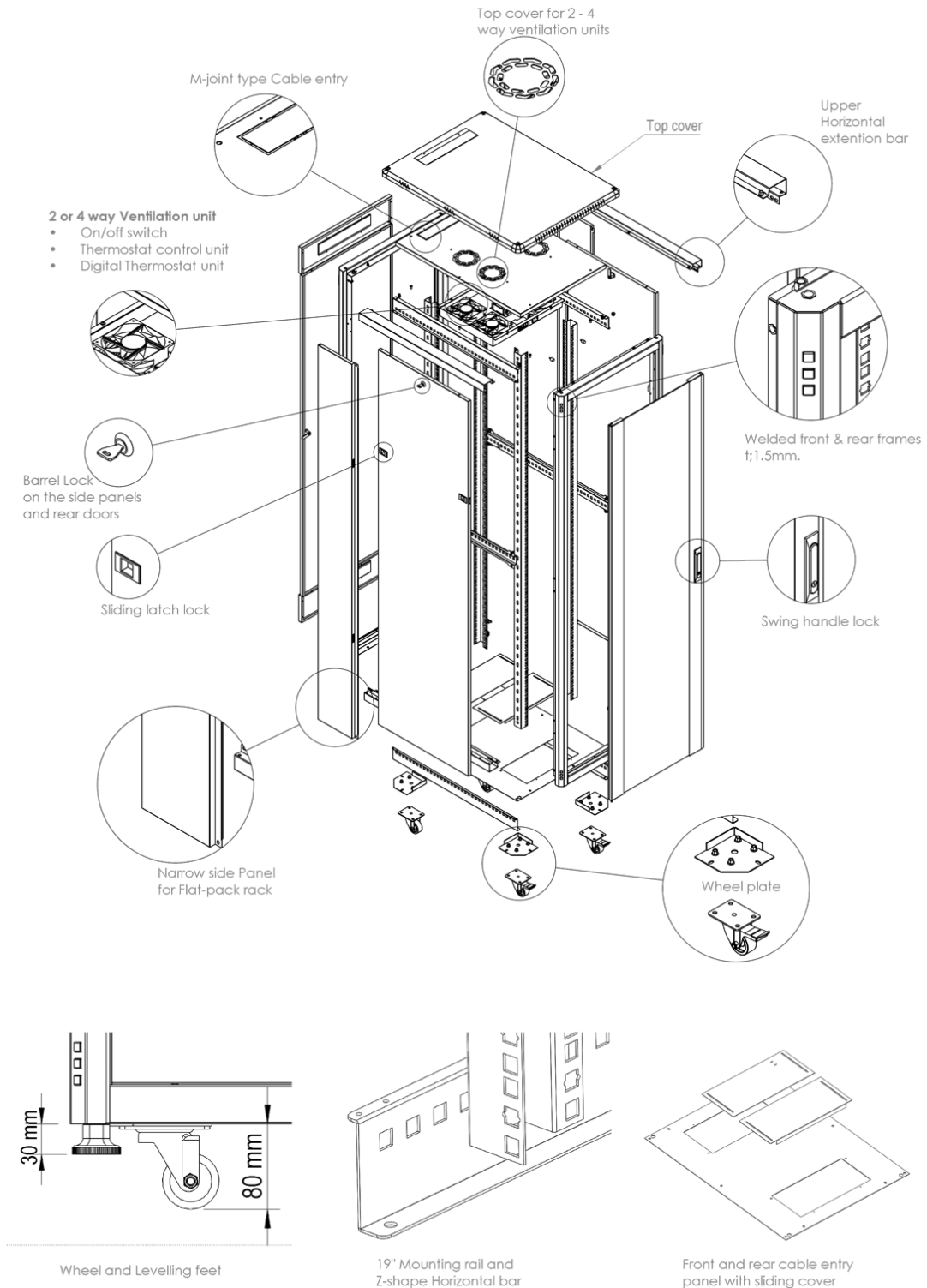
Height : 12U - 16U–20U–22U–26U–32U–36U–42U–45U–47U  
Width : 600mm  
Depth : 800mm



Product code	Product description	Out width ( W )	Out depth ( D )	H:1 Inner Height	H:2 Out Height without feet & wheel set	H:3 Out height with levelling feet	H:4 Out height with wheel set
ELGP 12U 6080 CC 111	ELEGANT PRO 19" 12U W=600 mm D=800 mm	600	800	536,6	661,4	691,4	741,4
ELGP 16U 6080 CC 111	ELEGANT PRO 19" 16U W=600 mm D=800 mm	600	800	714,4	839,2	869,2	919,2
ELGP 20U 6080 CC 111	ELEGANT PRO 19" 20U W=600 mm D=800 mm	600	800	892,2	1017	1047	1097
ELGP 22U 6080 CC 111	ELEGANT PRO 19" 22U W=600 mm D=800 mm	600	800	981,1	1107	1137	1187
ELGP 26U 6080 CC 111	ELEGANT PRO 19" 26U W=600 mm D=800 mm	600	800	1158,9	1284,8	1314,8	1364,8
ELGP 32U 6080 CC 111	ELEGANT PRO 19" 32U W=600 mm D=800 mm	600	800	1425,6	1551,5	1581,5	1631,5
ELGP 36U 6080 CC 111	ELEGANT PRO 19" 36U W=600 mm D=800 mm	600	800	1603,4	1729,3	1759,3	1809,3
ELGP 42U 6080 CC 111	ELEGANT PRO 19" 42U W=600 mm D=800 mm	600	800	1870,1	1996	2026	2076
ELGP 45U 6080 CC 111	ELEGANT PRO 19" 45U W=600 mm D=800 mm	600	800	2003,5	2129	2159	2209
ELGP 47U 6080 CC 111	ELEGANT PRO 19" 47U W=600 mm D=800 mm	600	800	2092,4	2218	2248	2298

Note: Ready Assembled racks shipping with single side panel / Flat packed racks with two side panels

**Explode View**



*Note: Ready Assembled racks shipping with single side panel / Flat packed racks with two side panels*

**VENTILATION OPTIONS**

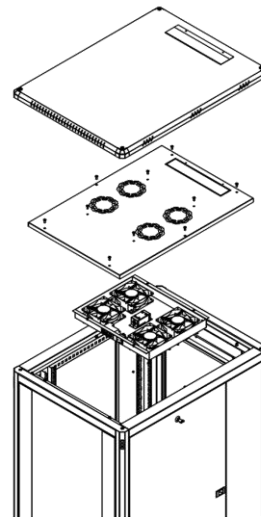
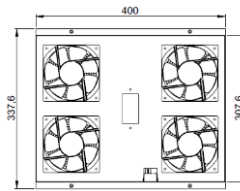
Quick-change fan trays that can be accessed without removing the cabling or the device from the rack

Elegant-Net ; Roof panel has been designed for ventilation module which can be detached by removing 4 pcs screws from the top in case of maintenance or replacement needs.

**STANDARDS : EMC EN55032:2015 & LVD IEC 62368-1 :2018**

**Power Characteristics**

Voltage range	220/240
Freq Hz	50/60
Current (A)	0,14A
Power W	22
Speed RPM	2700/3000
Noise level in (dB)	40/47dB
Air flow M3/Hr & CFM	133/162 & 82/95

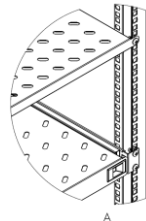
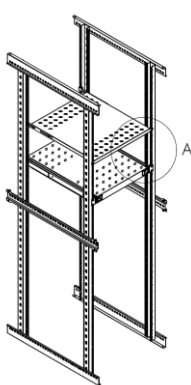


**Compatible Fan Units**

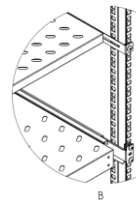
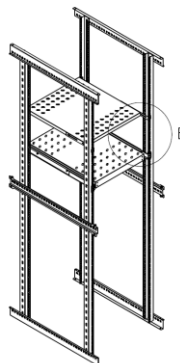
PA CC ELG FN 02	Ventilation unit with 2 Fans+with On/Off switch control
PA CC ELG FN 04	Ventilation unit with 4 Fans+with On/Off switch control
PA CC ELG FN T2	Ventilation unit with 2 Fans+Analog Thermostat
PA CC ELG FN T4	Ventilation unit with 4 Fans+Analog Thermostat
PA CC ELG FN DT2	Ventilation unit with 2 Fans+Digital Thermostat
PA CC ELG FN DT4	Ventilation unit with 4 Fans+Digital Thermostat

*Note: compatible with all 19inch rack mount Fan units*

**SHALVES**



Front view  
Fixed & Sliding shelf  
installation



Rear view  
Fixed & Sliding shelf  
installation

**FIXED /SLIDING SHELVES  
LOAD CARRYING  
CAPACITIES**

- Fixed shelf : 50kg / 110lbs
- Sliding shelf : 25kg / 55 lbs

**Compatible Shelves**

PA CC RK SR 80	1/2U Fixed Shelf - 800 mm Depth Cabinets
PA CC RK HR 80	Sliding Shelf - 800 mm Depth Cabinets

*Note: compatible with all cantilever shelves*

## TECHNICAL SPECIFICATIONS

### PROTECTION INDEX

- IP20 According to EN 61587-1 / IEC 60529
- IP20 :Rigid test rod diameter of 2.5 mm, 100 mm long (as specified by the standard) is pushed against any openings of the enclosure with the force of 3N

### MECHANICAL PERFORMANCE

- EN 61587-1 5.2.1 / 5.2.3
- Stiffness test (Performance level SL6)
- Dynamic mechanical load test (Performance level DL4)
- Resonance point detection test IEC 60068-2-6
- Vibration test (Sinus-IEC 60068-2-6)
- Shock test IEC 60068-2-27)
- Impact test IEC 60068-2-75 (Performance level K2)
- Permissible load carrying capacity : 800kg

### CLIMATIC TESTS (Performance level C2)

- Cold (IEC 60068-2-1) Temperature of the exposure: -25°C +/-3°C
- Dry heat (IEC 60068-2-2) Temperature of the exposure: +70°C +/-2°C
- Damp heat cyclic (IEC 60068-2-30)

### INDUSTRIAL ATMOSPHERE (Performance level A3)

- Salt mist test (IEC 60068-2-11)
- Sulphur dioxide test and hydrogen sulphide test IEC 60068-2-42, IEC 60068-2-43, IEC 60068-2-49

### GROUNDING CONTINUITY

EN 61587-1 / EN 61010-1

- The continuity of the protection circuit is in accordance with the standard regulations. The measured resistance was less than 0.1 Ohm.

### STANDARDS

1. **ISO9001-2008** Quality management system must be used in the production of 19" Rack cabinets
2. 19" Rack Cabinets must have a **TSE Certificate EN-61587-1 , IEC60917 – IEC 60297** standards
3. In addition, all of the main and auxiliary materials used in the manufacturing process must comply with the following standards

**SHEET METAL:** TS EN ISO 9001:2008; TS EN 10130 :2006; DIN EN 1030- EQV; BS EN 1030-EQV; NF A36-401.

**ELECTROSTATIC POWDER PAINT:** ISO 9001:2015 ASTM D523; ASTM D2794; DIN EN ISO 2811-1; ASTM D1186/D1400; Ral:9005 or Ral:7035.

**VENTILATION UNITS ( Fan Unit )** "EMC EN55032:2015 & LVD IEC 62368-1 :2018

**TEMPERED SAFETY GLASS** " ISO 9001 , EN 12150 – 2 : Glass, Tempered, secure " Mechanical strength test result: Bending strength minimum 120 N/ mm<sup>2</sup>

**CONNECTION COMPONENTS** (screw, nut, washer etc.)" TS EN ISO 7045; TS EN ISO 4032; RoHS IEC 62321 "

**WHEEL SET** " TS EN 12532 , TS EN 12533 , RoHS IEC 62321:2008"

**LOCKS SYSTEMS** "DIN-EN ISO 1043-1 PA6 GFR 30; DIN-EN 1774-ZnAl4Cu1.

## TECHNICAL SPECIFICATIONS

1. Dimensions must comply with **IEC60297** standards. Cabinet must be height (12U,16U,20U,22U,26U,32U,36U,42U,45U,47U )

- Width : 600mm
- Depth : 800mm

2. Main frame and profile structures must be manufactured and tested to provide axial (x, y, z) resistance that meets EN 61587-1 / 5.2.1 and 5.2.2, and external impact resistance that meets EN 61587-1 / 5.3.3. Dynamic load, vibration and mechanical impact (IEC 60068-2-6 , IEC 60068-2-27) test results must be certified by TSE.

3. Main profile structure must be a structure that would increase mechanical resistance with aesthetic appearance, folded with an angle of 45 degree and must consist of 6 bending. 2 front and rear frames must be with welded and framed monoblock structure.

4. Bottom plate must have cable access that would block dust inlet. Bottom case must have sliding cable entry paths with dimensions 300x125mm ( 2pcs for 600x800mm )

5. Rear door must be full length solid metal with single Barrel lock mechanism, Standard rear door configuration; single opening door for width:600mm rack cabinet + brush panel must be 1ea up to 26U and 2pcs higher than 26U rack cabinets

6. Side panels must have a structure that can be openable and removable by 2 sliding latch locks and one barrel lock with key

7. Front door glass structure must be tempered,anti-static,secure glass with 4mm thickness according to EN 12150-1:2008 standard. front door must have left and right metal frames structure with high density silicone and screws and nuts , structure that open 135 degrees , removable by spring hinge , lockable with swing handle lock.

8. To provide high resistance to impacts, cabinets must be coated by RAL 9005 or RAL 7035 Electrostatic powder coat to meet ISO 8130 and ASTM D 523 / 2794 standards and test result reports must be certificated. On flat metal surfaces, there must be 85±5 micron paint thickness and must be tested according to ASTM D2794; DIN EN ISO 2811-1; ASTM D1186/D1400 Ral:9005 or Ral:7035.

9. 4pcs Lateral extension parts must have a structure that would increase resistance and strength of cabinet between front and rear monoblock frames.

10. Roof panel must be compatible with 2 & 4 way cooling unit installation, + 1 pcs M-joint type cable entry with dimensions 300x56mm + Raised top cover

11. Vertical mounting rails are adjustable throughout the entire depth of the cabinet and thickness must be 1.5mm, Silk-screened mounting rails must provide ability to count U- Marking from top to down & down to up for easy device installation

12. Cabinet locks all locks used in cabinets must have the same coded-key and all covers of cabinets must have a lockable structure

13. Fan units must be with the standards ISO 9001 :2015 , CE ( 89/336/EEC EMC EN55032:2015 LVD IEC 62368-1 :2018 ) , RoHS , Noise 40/47dB , Air Flow M3/Hr 133/162 CFM 82/95.

14. All metal components in cabinets must be connected to one another electrically and grounding resistance must be maximum 0,1 ohm according to IEC 61010-1 / 6.5.1.3 standard. All proposed products must be tested to meet this standard and their results must be certificated by TSE.