



**Server Rack 19inch Free Standing Rack Cabinet
H:42U W:800 x D:1000**

- Heavy duty construction with welded frames
- Single side panel up to 36U and U-height above 36U Removable and lockable divided side panels
- Optional fan-units into the roof or 19inch rack mount type fan unit or vertical Fan units for rear door
- Ready assembled construction
- Vertical mounting rails are adjustable throughout the entire depth of the cabinet, multi folded rails 2mm thickness
- High load carrying capacity (*standard 1500kg*)
- High-flow perforated front and rear doors

List Code : SVRK 42U 8010 CC 561

Technical Data

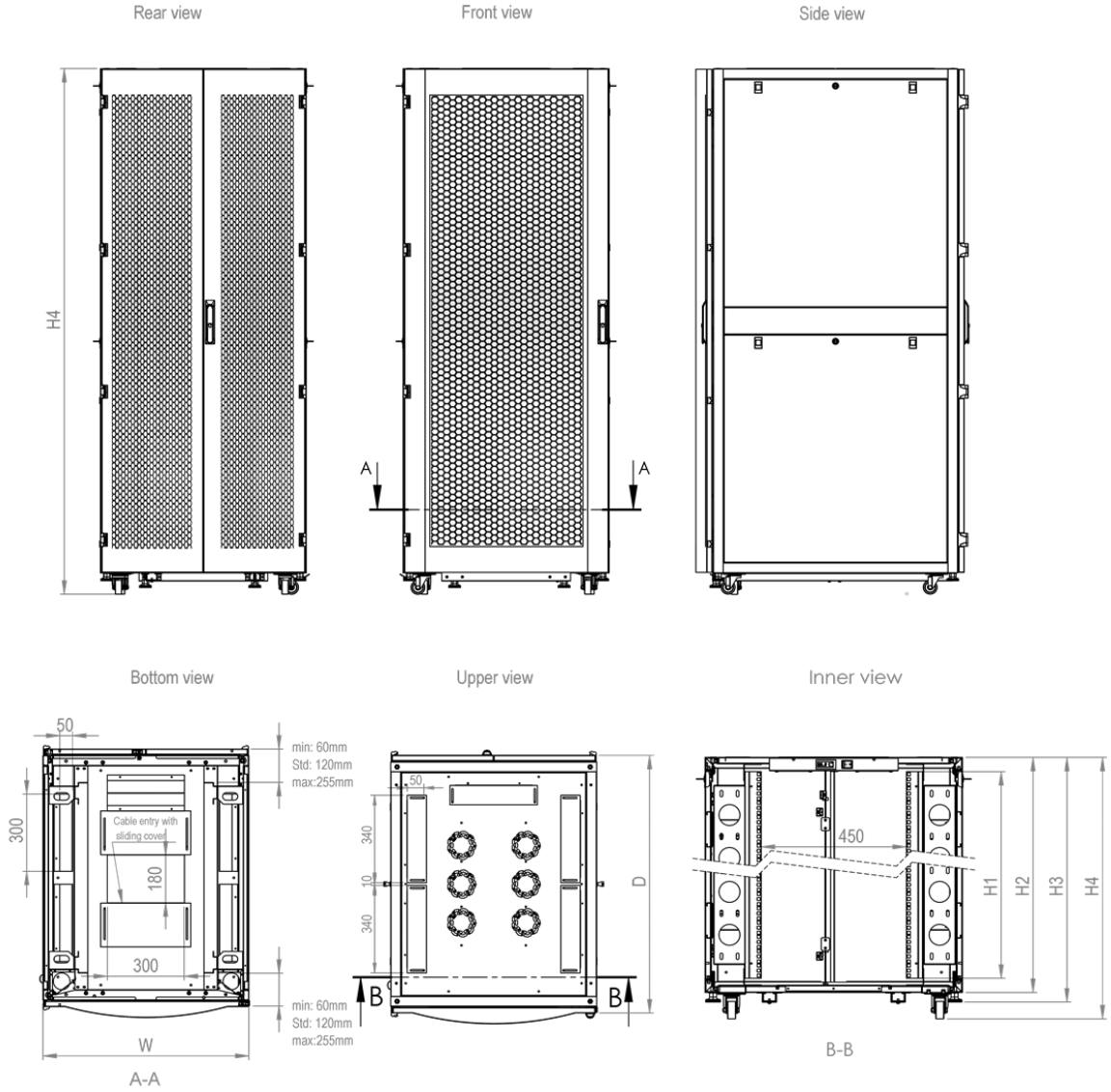
Dimensions HxWxD in mm	H:1958mm W:800mm D:1000mm (<i>Check 2nd page for different height options</i>)
Height in U	42U
Color	<i>RAL 9005 Black color = SVRK 42U 8010 BL 561 or RAL 7035 L.gray color = SVRK 42U 8010 BL 561</i>
Grounding continuity Standards	In accordance with the standard EN 61587-1: 2012 / EN 61010-1 / IEC 60917- IEC 60297 ISO9001-2015 TS EN 61587-1 :2012, 5.2.1 and 5.2.2 CE According the IEC/ISO 17050 – EN 62208:2011 & EN 60335-1

Mechanical Characteristics

Material	Sheet Steel, TS EN 10130 :2006
Inside height in mm	1870,10
Outside height in mm	1958
Load Carrying Capacity	1500kg / 1763lbs
IP rating	IP20

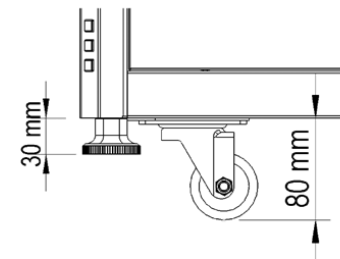
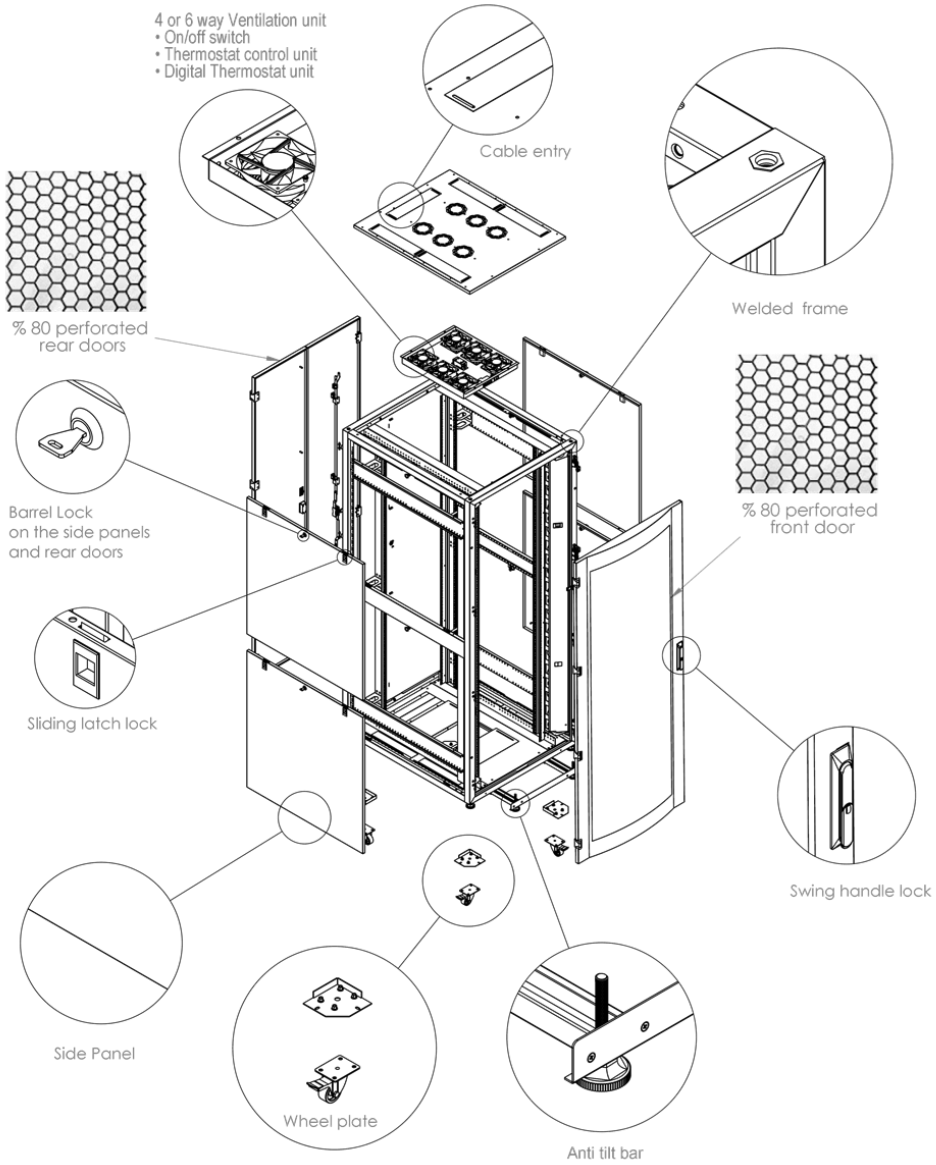
We are responding the needs of users with choice of 5 different height dimensions.

Height : 32U–36U–42U–45U-47U
Width : 800mm
Depth : 1000mm

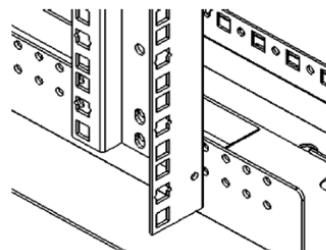


Product code	Product description	Dimensions		Height specifications			
		Out width (W)	Out depth(D)	H1 Inner Height	H2 Out Height without feet & wheel set	H3 Out height with levelling feet	H4 Out height with wheel set
SVRK 32U 8010 CC 341	19" 32U HEAVY DUTY TYPE SERVER RACK CABINET W:800 mm D:1000 mm	800	1000	1425,6	1513,5	1543,5	1593,5
SVRK 36U 8010 CC 341	19" 36U HEAVY DUTY TYPE SERVER RACK CABINET W:800 mm D:1000 mm	800	1000	1603,4	1691,3	1721,3	1771,3
SVRK 42U 8010 CC 341	19" 42U HEAVY DUTY TYPE SERVER RACK CABINET W:800 mm D:1000 mm	800	1000	1870,1	1958	1988	2038
SVRK 45U 8010 CC 341	19" 45U HEAVY DUTY TYPE SERVER RACK CABINET W:800 mm D:1000 mm	800	1000	2003,4	2091,3	2121,3	2171,3
SVRK 47U 8010 CC 341	19" 47U HEAVY DUTY TYPE SERVER RACK CABINET W:800 mm D:1000 mm	800	1000	2092,3	2180,2	2210,2	2260,2

Explode View



Wheel and Levelling feet



19" Mounting rail and L-shape Horizontal bar

VENTILATION OPTIONS

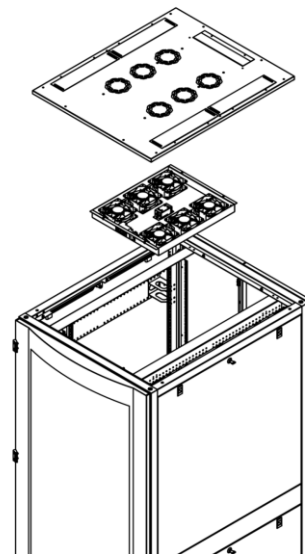
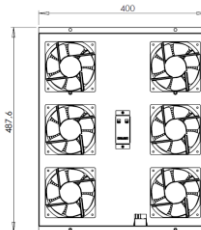
Quick-change fan trays that can be accessed without removing the cabling or the device from the rack

Elegant-Net ; Roof panel has been designed for ventilation module which can be detached by removing 4 pcs screws from the top in case of maintenance or replacement needs.

STANDARDS : EMC EN55032:2015 & LVD IEC 62368-1 :2018

Power Characteristics

Voltage range	220/240
Freq Hz	50/60
Current (A)	0,14A
Power W	22
Speed RPM	2700/3000
Noise level in (dB)	40/47dB
Air flow M3/Hr & CFM	133/162 & 82/95

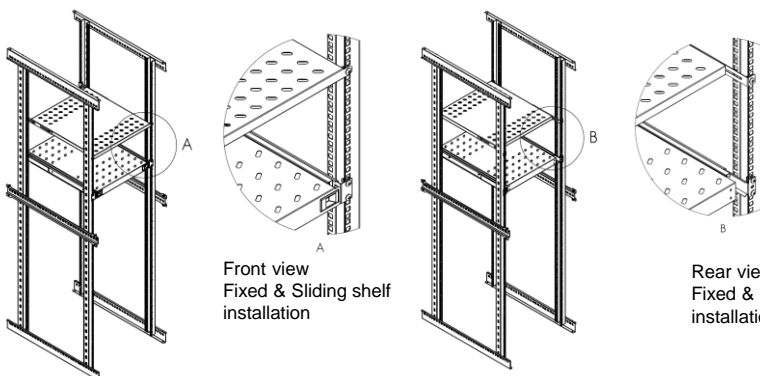


Compatible Fan Units

PA CC ELG FN6 02	Ventilation unit with 2 Fans+with On/Off switch control
PA CC ELG FN6 04	Ventilation unit with 4 Fans+with On/Off switch control
PA CC ELG FN6 06	Ventilation unit with 6 Fans+with On/Off switch control
PA CC ELG FN6 T2	Ventilation unit with 2 Fans+Analog Thermostat
PA CC ELG FN6 T4	Ventilation unit with 4 Fans+Analog Thermostat
PA CC ELG FN6 T6	Ventilation unit with 6 Fans+Analog Thermostat
PA CC ELG FN6 DT2	Ventilation unit with 2 Fans+Digital Thermostat
PA CC ELG FN6 DT4	Ventilation unit with 4 Fans+Digital Thermostat
PA CC ELG FN6 DT6	Ventilation unit with 6 Fans+Digital Thermostat

Note: compatible with all 19inch rack mount Fan units

SHALVES



Front view
Fixed & Sliding shelf
installation

Rear view
Fixed & Sliding shelf
installation

FIXED /SLIDING SHELVES LOAD CARRYING CAPACITIES

- Fixed shelf : 50kg / 110lbs
- Sliding shelf : 25kg / 55 lbs

HEAVY DUTY TYPE FIXED /SLIDING SHELVES LOAD CARRYING CAPACITIES

- HD Fixed shelf : 100kg /220lbs
- HD Sliding shelf: 66kg / 145lbs

Compatible Shelves

PA CC RK SR 10	1/2U Fixed Shelf - 1000 mm Depth Cabinets
PA CC RK SR 10 HD	1U Fixed Shelf- 1000 mm Depth Cabinets (Heavy Duty Type)
PA CC RK HR 10	Sliding Shelves 1000 mm Depth Cabinets
PA CC RK HR 10 HD	Sliding Shelves 1000 mm Depth Cabinets (Heavy Duty Type)

Note: compatible with all modern shelves

TECHNICAL SPECIFICATIONS

PROTECTION INDEX

- IP20 According to EN 61587-1 / IEC 60529
- IP20 :Rigid test rod diameter of 2.5 mm, 100 mm long (as specified by the standard) is pushed against any openings of the enclosure with the force of 3N

MECHANICAL PERFORMANCE

- EN 61587-1 5.2.1 / 5.2.3
- Stiffness test (Performance level SL6)
- Dynamic mechanical load test (Performance level DL4)
- Resonance point detection test IEC 60068-2-6
- Vibration test (Sinus-IEC 60068-2-6)
- Shock test IEC 60068-2-27)
- Impact test IEC 60068-2-75 (Performance level K2)
- Permissible load carrying capacity : 1500kg

CLIMATIC TESTS (Performance level C2)

- Cold (IEC 60068-2-1) Temperature of the exposure: -25°C +/-3°C
- Dry heat (IEC 60068-2-2) Temperature of the exposure: +70°C +/-2°C
- Damp heat cyclic (IEC 60068-2-30)

INDUSTRIAL ATMOSPHERE (Performance level A3)

- Salt mist test (IEC 60068-2-11)
- Sulphur dioxide test and hydrogen sulphide test IEC 60068-2-42, IEC 60068-2-43, IEC 60068-2-49

GROUNDING CONTINUITY

EN 61587-1 / EN 61010-1

- The continuity of the protection circuit is in accordance with the standard regulations. The measured resistance was less than 0.1 Ohm.

STANDARDS

1. **ISO9001-2008** Quality management system must be used in the production of 19" Rack cabinets
2. 19" Rack Cabinets must have a **TSE Certificate EN-61587-1 , IEC60917 – IEC 60297** standards
3. In addition, all of the main and auxiliary materials used in the manufacturing process must comply with the following standards

SHEET METAL: TS EN ISO 9001:2008; TS EN 10130 :2006; DIN EN 1030- EQV; BS EN 1030-EQV; NF A36-401.

ELECTROSTATIC POWDER PAINT: ISO 9001:2015 ASTM D523; ASTM D2794; DIN EN ISO 2811-1; ASTM D1186/D1400; Ral:9005 or Ral:7035.

VENTILATION UNITS (Fan Unit) "EMC EN55032:2015 & LVD IEC 62368-1 :2018

CONNECTION COMPONENTS (screw, nut, washer etc.)" TS EN ISO 7045; TS EN ISO 4032; RoHS IEC 62321 "

WHEEL SET " TS EN 12532 , TS EN 12533 , RoHS IEC 62321:2008"

LOCKS SYSTEMS "DIN-EN ISO 1043-1 PA6 GFR 30; DIN-EN 1774-ZnAl4Cu1.

TECHNICAL SPECIFICATIONS

1. Dimensions must comply with **IEC60297** standards. Cabinet must be height (32U,36U,42U,45U,47U)
 - Width : 800mm
 - Depth : 1000mm
2. Main frame and profile structures must be manufactured and tested to provide axial (x, y, z) resistance that **meets EN 61587-1 / 5.2.1 and 5.2.2**, and external impact resistance that meets **EN 61587-1 / 5.3.3**. Dynamic load, vibration and mechanical impact (**IEC 60068-2-6 , IEC 60068-2-27**) test results must be certified by TSE.
3. Main profile structure must be a structure that would increase mechanical resistance with aesthetic appearance, folded with an angle of 90 degree and must consist of 4 bending. 2 front and rear frames must be with welded and framed monoblock structure.
4. Bottom plate must have cable access that would block dust inlet, Bottom case must have 5pcs brush entry paths with dimensions 300x50mm & 2pcs cable entry point with sliding cover in the middle of bottom case.
5. Rear door must be flat split type perforated (two wings) structure that allows High-flow performance for optimum front to rear airflow to keep equipment cool and support hot & cold aisle configurations in server room and data centers with it is 3 point locking mechanism.
6. Side panels must have a structure easy removable , it must provide ease of usage for users with it is lightweight and divided construction, it must provide, easy access to equipments for maintaining, replacing and managing cables , easy cable connection for side by side & must be compatible for in-row usage in Data center applications.each side panel must have 1pcs barrel lock and 2pcs sliding latch locking mechanism
7. Front door must be Curved structure that allows High-flow performance for optimum front to rear airflow to keep equipment cool and support hot & cold aisle configurations in server room and data centers with it is 4 point locking mechanism.
8. To provide high resistance to impacts, cabinets must be coated by RAL 9005 or RAL 7035 Electrostatic powder coat to meet ISO 8130 and ASTM D 523 / 2794 standards and test result reports must be certificated. On flat metal surfaces, there must be 85±5 micron paint thickness and must be tested according to ASTM D2794; DIN EN ISO 2811-1; ASTM D1186/D1400 Ral:9005 or Ral:7035.
9. 6pcs Lateral extension parts must have a structure that would increase resistance and strength of cabinet between front and rear monoblock frames.
10. Roof panel must be compatible with 2 way & 4 way & 6 way Fan units and 5pcs cable entry paths with dimensions 300x50mm with sliding cover.
11. Vertical mounting rails must be adjustable throughout the entire depth of the cabinet and multi folded structure high carrying high capacity with 2mm thickness Silk-screen mounting rails are providing ability to count U- Marking from top to down & down to up for easy device installation
12. 1 or 2 Rows finger type vertical organizer or metal vertical organizer must be deployable in order to use for High-density cable management .
13. Cabinet locks: all locks used in cabinets must have the same coded-key and all covers of cabinets must have a lockable structure
14. Fan units must be with the standards ISO 9001 :2015 , CE (89/336/EEC EMC EN55032:2015 LVD IEC 62368-1 :2018) , RoHS , Noise 40/47dB , Air Flow M3/Hr 133/162 CFM 82/95.
15. All metal components in cabinets must be connected to one another electrically and grounding resistance must be maximum **0,1 ohm** according to **IEC 61010-1 / 6.5.1.3** standard. All proposed products must be tested to meet this standard and their results must be certificated by **TSE**.